

Mi TV Stick

1080P streaming player



Xiaomi

What's in the box

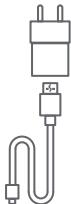


Mi TV Stick



Voice Remote

* 2 × AAA batteries required.
Not included in box



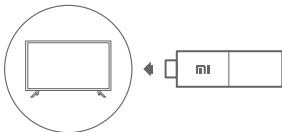
Power Adapter



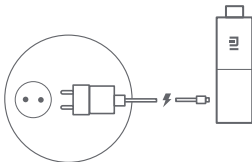
For DTS patents, see <http://patents.dts.com>. Manufactured under license from DTS Licensing Limited. DTS, the Symbol, DTS and the Symbol together, Digital Surround, and the DTS 2.0+Digital Out logo, are registered trademarks and/or trademarks of DTS, Inc. in the United States and/or other countries. © DTS, Inc. All Rights Reserved.

Installation guide

1. Plug Mi TV Stick into TV's HDMI port



2. Plug the power adapter into a socket



3. Switch your TV to HDMI source accordingly in TV settings



Input / Source button on TV

4. Set-up Mi TV Stick and connect to Wi-Fi networking



5. Enjoy streaming content from your favourite apps

Importer:

Beryko s.r.o.

Na Roudné 1162/76, 301 00 Plzeň

www.beryko.cz

